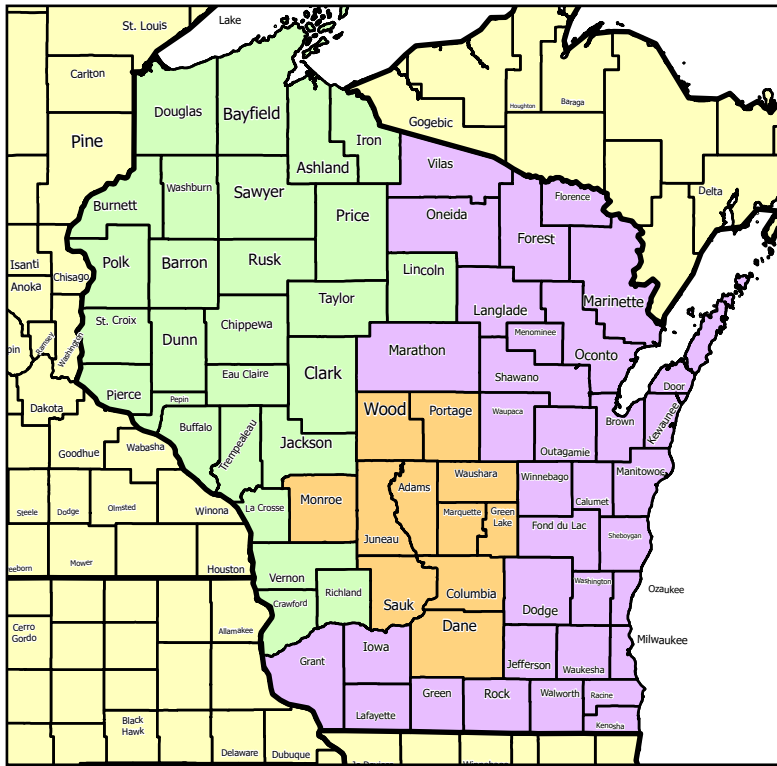


Ho-Chunk Redistricting 2024

Proposed Scenario 14



District Legislators Population 18+ Deviation

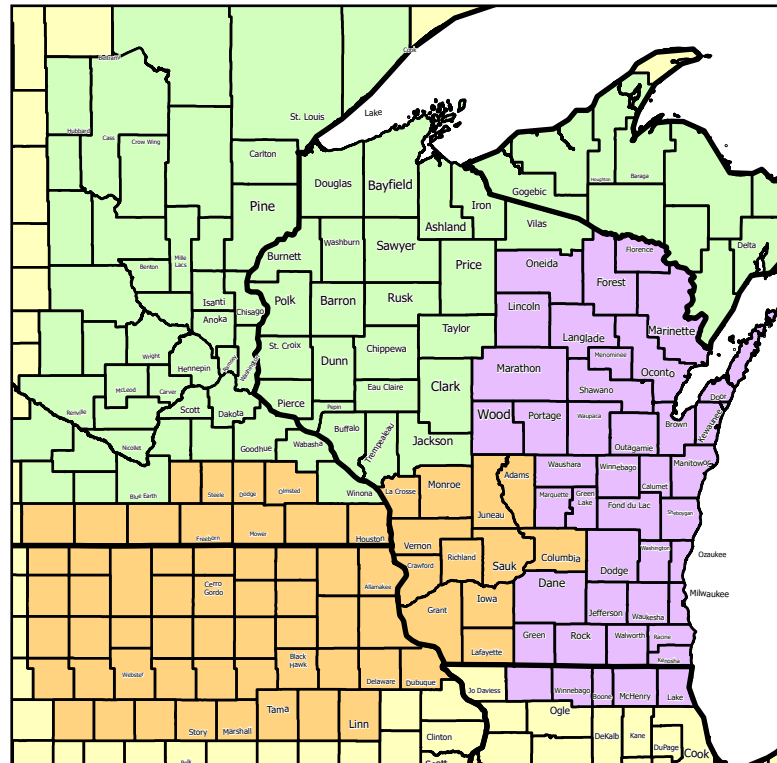
■ D1	3	1464	0.41%
■ D2	4	1798	-7.41%
■ D3	2	981	1.03%
■ D4	4	2073	6.58%

Average Statistics

Ideal Members per Legislator: 486

Deviation Range: 13.99%

Proposed Scenario 24



District Legislators Population 18+ Deviation

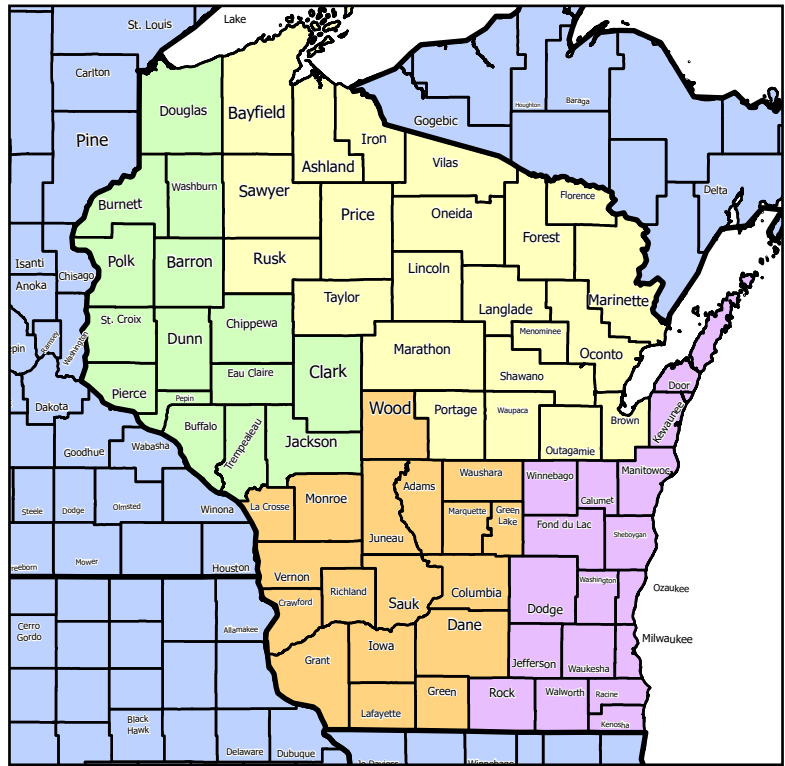
■ D1	3	1585	0.38%
■ D2	3	1579	0%
■ D3	3	1586	0.57%
■ D4	3	1579	0%

Average Statistics

Ideal Members per Legislator: 526

Deviation Range: 0.57%

Proposed Scenario 17



District Legislators Population 18+ Deviation

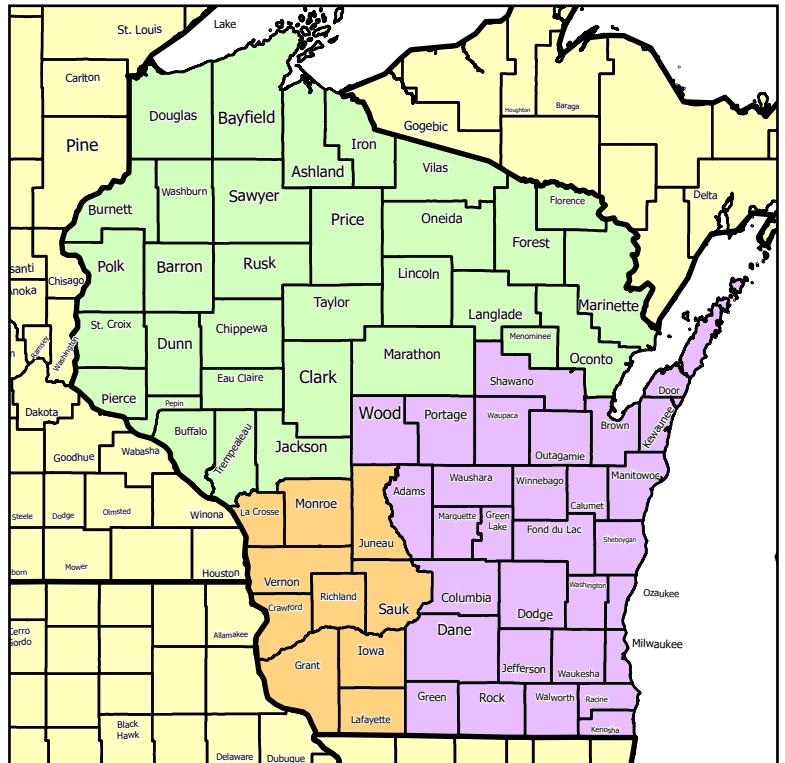
■ D1	2	1139	8.37%
■ D2	4	2065	-1.9%
■ D3	1	511	-2.85%
■ D4	1	528	0.38%
■ D5	4	2073	-1.52%

Average Statistics

Ideal Members per Legislator: 526

Deviation Range: 11.22%

Current Districts



District Legislators Population 18+ Deviation

■ D1	3	1352	-7.2%
■ D2	3	1337	-8.23%
■ D3	3	1554	6.58%
■ D4	4	2073	6.58%

Average Statistics

Ideal Members per Legislator: 486

Deviation Range: 14.81%